


# HYUNDAI

Powered by  
Innovation

## NEW DX SERIES

Power Generation  
Engines



**HD**

CONSTRUCTION  
EQUIPMENT

# HYUNDAI

HYUNDAI represents our engine products which aim to provide top-level performance, quality, and services. The strong reputation and heritage we already have will be integrated with HYUNDAI brand identity which will create a strong brand value, and we will set new goals and values building on the HD Hyundai's spirit: Human Dynamics and Human Dreams.

## Milestones

- ▶ **1958** 1<sup>st</sup> Engine Manufacturer in Korea
- 1975** Construction of a casting & diesel engine plant
- 1985** Produced the "STORM" series (with proprietary technologies)
- ▶ **1999** 1<sup>st</sup> Produced CNG engines in Korea
- 2001** Introduced Tier 2 engines
- 2004** Introduced Euro 3 engines
- 2006** Introduced Tier 3 engines
- 2007** Introduced Euro 4 engines
- 2008** Achieved production of total 1 million engine units
- 2011** Developed Euro 5 engines (Diesel & Gas)
- ▶ **2012** Completed a state-of-the-art G2 engine plant  
Developed Tier 4 Final engines
- 2016** Started mass production of military engines for main battle tanks
- 2018** Developed Stage V diesel & LPG engines  
Secured the know-how and technology required to meet Tier 5 and Euro 7
- 2020** Started to manufacture G2 engines in China (HDCNTE)
- 2022** Production of 500,000 G2 engines  
Developing Hydrogen Internal Combustion Engine (H2ICE)
- 2023** Started to manufacture Battery Pack
- 2024** Launched New high-performance engine DX05/DX08, Awarded 2025 DOTY (Diesel Of The Year)

**No. 1 Diesel & Gas Engine Manufacturer**  
for Generator Set, Industrial Equipment, Commercial Vehicle,  
Marine & Military application in Korea **No. 1**

Since 1958, HD Construction Equipment has been delivering reliable solutions to meet the world's evolving needs. New electronic generator engine, DX series engines are presented to provide efficient and stable power with enhanced fuel & oil efficiency and a maintenance-friendly design. In response to growing global concerns on environmental sustainability, it is fully compliant with the latest environmental regulations as well. It is set to become the flagship of HD Construction Equipment, building a future powered by innovation.

# NEW DX SERIES



**DX05**



**DX08**



**DX12**



**DX15**

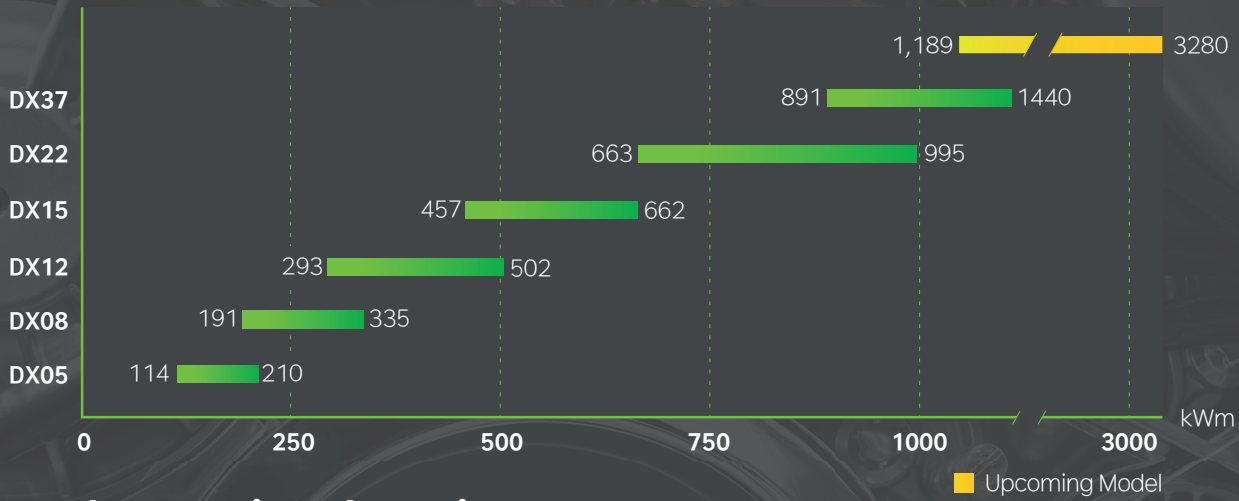


**DX22**

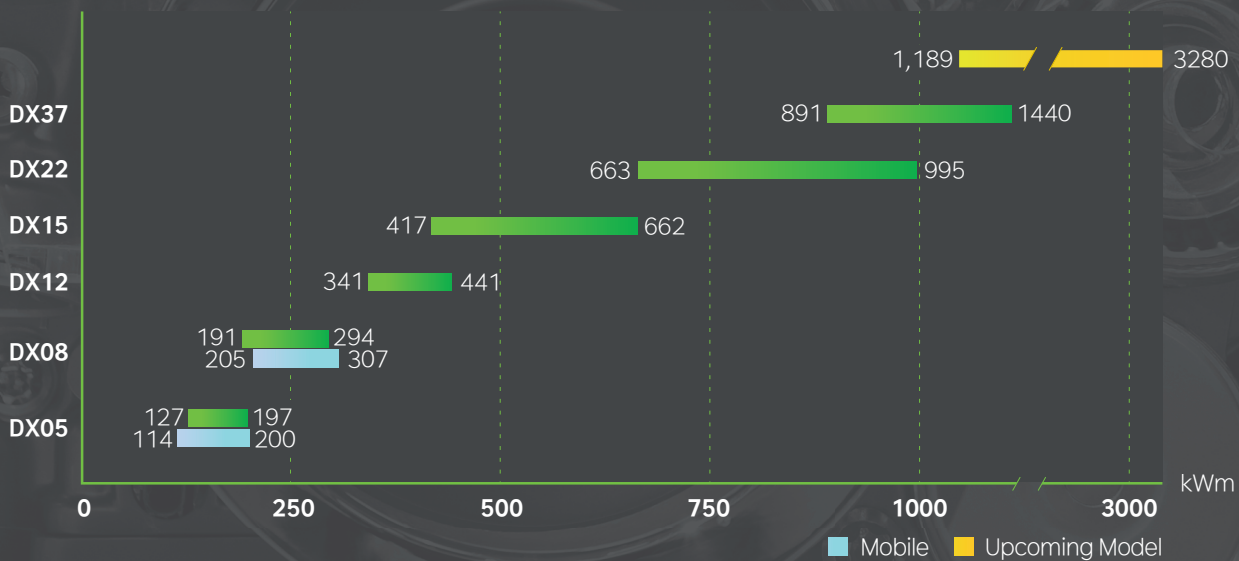


**DX37**

## Unregulated Diesel Engine



## Regulated Diesel Engine





# DX

Powering Excellence, Exceeding Limits

Model	DX05	DX08	DX12	DX15	DX22	DX37
Engine Type	L4	L6	L6	V8	V12	V12
Displacement (L)	5.0	7.5	11.1	15.1	21.9	36.9
Bore x Stroke (mm)	110 x 132	110 x 132	123 x 155	128 x 147	128 x 142	147 x 181
Dry Weight* (kg)	611	819	1058	1345	1676	3500
Fuel system	Common Rail	Common Rail	Common Rail	Common Rail	Common Rail	Common Rail
Aspiration	Tl**	Tl	Tl	Tl	Tl	Tl
Dimension* (LxWxH, mm)	1096 x 887 x 1146	1319 x 967 x 1187	1411 x 1133 x 1323	1713 x 1417 x 1684	1658 x 1593 x 1701	2037 x 1308 x 1755

\* : Weight and Dimensions refer to the engine only (and do not include the radiator or ATS)  
 \*\* : Turbocharged and intercooled



# Unregulated

114~1440 kWm



Engine Family	Model	Gross Engine Output				Typical Generator Set Output							
		50Hz		60Hz		50Hz				60Hz			
		ESP	PRP	ESP	PRP	ESP		PRP		ESP		PRP	
		kWm	kWm	kWm	kWm	kWe	kVA	kWe	kVA	kWe	kVA	kWe	kVA
DX05	DP054CA	125	114	150	136	111	139	101	126	131	164	118	148
	DP054CB	156	142	175	159	140	175	127	159	154	193	139	174
	DP054CC	188	177	210	197	170	213	160	200	187	234	175	219
DX08	DP086CA	210	191	234	213	191	239	173	216	209	261	190	238
	DP086CB	225	205	260	236	205	256	186	233	234	293	211	264
	DP086CC	245	223	285	259	224	280	203	254	257	321	233	291
	DP086CD	270	245	310	282	247	309	224	280	280	350	254	318
	DP086CE	294	267	335	305	269	336	244	305	304	380	276	345
DX12	DP126LA*	321	293	375	346	295	369	269	336	342	428	315	394
	DP126LB*	362	327	402	366	334	418	301	376	368	460	334	418
	DP126LCE*	390	-	-	-	352	440	-	-	-	-	-	-
	DP126CA	321	292	375	341	288	360	260	325	331	414	299	374
	DP126CB	362	329	402	365	326	408	295	369	356	445	321	401
	DP126CD	414	376	458	416	375	469	339	424	409	511	369	461
	DP126CE	441	401	502	449	400	500	363	454	450	563	400	500
DX15	DP158CB	503	457	560	509	459	574	416	520	504	630	455	569
	DP158CC	542	493	618	562	496	620	450	563	558	698	506	633
	DP158CD-1	580	527	-	-	532	665	482	603	-	-	-	-
	DP158CD	612	556	662	609	562	703	509	636	600	750	550	688
DX22	DP222CA	727	663	836	762	667	834	607	759	755	944	685	856
	DP222CB	790	705	890	810	727	909	646	808	806	1008	730	913
	DP222CC	875	790	995	900	807	1009	727	909	905	1131	816	1020
DX37	DP372CA	980	891	1120	1018	901	1126	817	1021	1016	1270	920	1150
	DP372CB	1110	1009	1320	1200	1024	1280	928	1160	1205	1506	1092	1365
	DP372CC	1240	1127	1420	1291	1146	1433	1040	1300	1300	1625	1178	1473
	DP372CD	1350	1227	-	-	1250	1563	1134	1418	-	-	-	-
	DP372CE	1440	1309	-	-	1335	1669	1212	1515	-	-	-	-

\*: Mechanical type engine control

The genset output shown is an estimation. Consult your local application engineer for engine selection support and actual OEM genset power output calculation. kVA figures are calculated using a 0.8 power factor.

# Regulated (Stationary)

114~1440 kWm

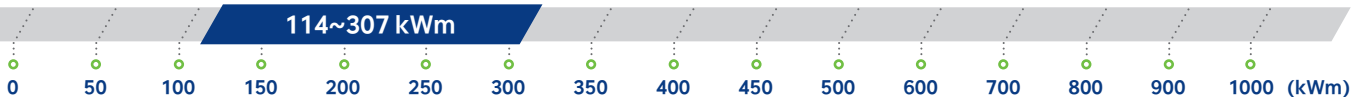


Engine Family	Model	Emission Certification	Gross Engine Output				Typical Generator Set Output							
			50Hz		60Hz		50Hz				60Hz			
			ESP	PRP	ESP	PRP	ESP		PRP		ESP		PRP	
			kWm	kWm	kWm	kWm	kWe	kVA	kWe	kVA	kWe	kVA	kWe	kVA
DX05	DP054CAK	EPA Tier 3	140	127	150	136	125	156	113	141	131	164	118	148
	DP054CBK	EPA Tier 3	179	163	197	179	162	203	147	184	175	219	158	198
DX08	DP086CAK	EPA Tier 3	210	191	234	213	191	239	173	216	209	261	190	238
	DP086CBK	EPA Tier 3	225	205	260	236	205	256	186	233	234	293	211	264
	DP086CCK	EPA Tier 3	263	239	294	267	240	300	218	273	266	333	240	300
DX12	DP126CAK	EPA Tier 3	-	-	375	341	-	-	-	-	331	414	299	374
	DP126CBK	EPA Tier 3	-	-	402	365	-	-	-	-	356	445	321	401
	DP126CCK	EPA Tier 3	-	-	441	401	-	-	-	-	393	491	355	444
DX15	DP158CAK	EPA Tier 3	459	417	522	475	418	523	378	473	468	585	423	529
	DP158CBK	EPA Tier 3	503	457	560	509	459	574	416	520	504	630	455	569
	DP158CCS	EPA Tier 2	-	-	618	562	-	-	-	-	558	698	506	633
	DP158CDS	EPA Tier 2	-	-	662	609	-	-	-	-	600	750	550	688
DX22	DP222CAS	EPA Tier 2	727	663	836	762	667	834	607	759	755	944	685	856
	DP222CBS	EPA Tier 2	790	705	890	810	727	909	646	808	806	1008	730	913
	DP222CCS	EPA Tier 2	875	790	995	900	807	1009	727	909	905	1131	816	1020
DX37	DP372CAS	EPA Tier 2	980	891	1120	1018	901	1126	817	1021	1016	1270	920	1150
	DP372CBS	EPA Tier 2	1110	1009	1320	1200	1024	1280	928	1160	1205	1506	1092	1365
	DP372CCS	EPA Tier 2	1240	1127	1420	1291	1146	1433	1040	1300	1300	1625	1178	1473
	DP372CDS	EPA Tier 2	1350	1227	-	-	1250	1563	1134	1418	-	-	-	-
	DP372CES	EPA Tier 2	1440	1309	-	-	1335	1669	1212	1515	-	-	-	-

U.S. EPA TIER 2/3 Nonroad emission for Stationary Emergency Use Only. Prime/Continuous power rating for reference only.

Power ratings in this catalog are based on ISO 8528 and ISO 3046 standards. Prime Power (PRP) is defined as the maximum power available for an unlimited number of hours per year under variable load conditions, with maintenance intervals and procedures as prescribed by the manufacturer. Emergency Standby Power (ESP) is defined as the maximum power available during a variable load sequence, under emergency conditions, with no overload capability. Typical operating time is 200 hours per year, with a maximum of 500 operating hours at 70% of the ESP power rating (80% for DX37 model only). All power ratings are subject to site conditions, including ambient temperature, altitude, humidity, and fuel quality. For precise power calculations and generator set selection, please consult the manufacturer's guidelines.

# Regulated (Mobile)

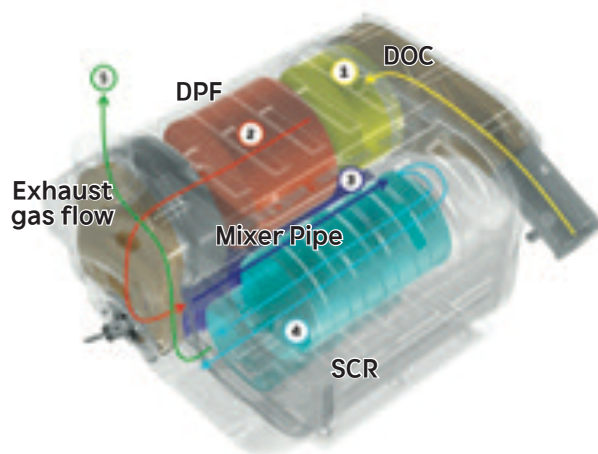


Engine Family	Model	Emission Certification	Gross Engine Output				Typical Generator Set Output							
			50Hz		60Hz		50Hz				60Hz			
			ESP	PRP	ESP	PRP	ESP		PRP		ESP		PRP	
			kWm	kWm	kWm	kWm	kWe	kVA	kWe	kVA	kWe	kVA	kWe	kVA
DX05	DP054CAP	EPA Tier 4F	125	114	150	136	111	139	101	126	131	164	118	148
	DP054CBP	EPA Tier 4F	156	142	175	159	140	175	127	159	154	193	139	174
	DP054CCP	EPA Tier 4F	183	177	200	197	165	206	160	200	177	221	175	219
	DP054CAV	EU Stage V	125	114	150	136	111	139	101	126	131	164	118	148
	DP054CBV	EU Stage V	156	142	175	159	140	175	127	159	154	193	139	174
	DP054CCV	EU Stage V	183	177	200	197	165	206	160	200	177	221	175	219
DX08	DP086CBP	EPA Tier 4F	225	205	260	236	205	256	186	233	234	293	211	264
	DP086CCP	EPA Tier 4F	245	223	285	259	224	280	203	254	257	321	233	291
	DP086CDP	EPA Tier 4F	270	245	307	279	247	309	224	280	278	348	251	314
	DP086CBV	EU Stage V	225	205	260	236	205	256	186	233	234	293	211	264
	DP086CCV	EU Stage V	245	223	285	259	224	280	203	254	257	321	233	291
	DP086CDV	EU Stage V	270	245	307	279	247	309	224	280	278	348	251	314
	DP086CEV	EU Stage V	290	264	-	-	266	333	241	301	-	-	-	-

For mobile applications, the ATS (After Treatment System) is included and consists of DOC, DPF, and SCR.

## ATS Design Concept

- Capable of forced regeneration even when engine is operating
- Low-temperature regeneration feature additionally provided (minimizing need for DPF cleaning)
- Various DEF tank options available (15/30/45/57/72L)
- Meets EPA/CARB Tier4F and EU Stage V emission regulations



## Weights and Dimensions

Item	Length (mm)	Width (mm)	Height (mm)	Dry Weight (kg)
ATS (DOC+DPF+SCR)	788	688	454	119
DEF Tank (Standard: 57L)	682	375	688	34

# GLOBAL NETWORK

## CUSTOMER SUPPORT (ENGINE DIVISION)

**KOREA PDC**



**Location**  
48, Yongdam-ro, Sangnok-gu,  
Ansan-si, Republic of Korea

**HEADQUARTERS**



**Location**  
477 Bundangsuseo-ro, Bundang-gu,  
Seongnam-si, Gyeonggi-do, Korea

**Function**  
R&D, Sales

**INCHEON CAMPUS**



**Location**  
489, Injung-ro, Dong-gu,  
Incheon-si, Republic of Korea

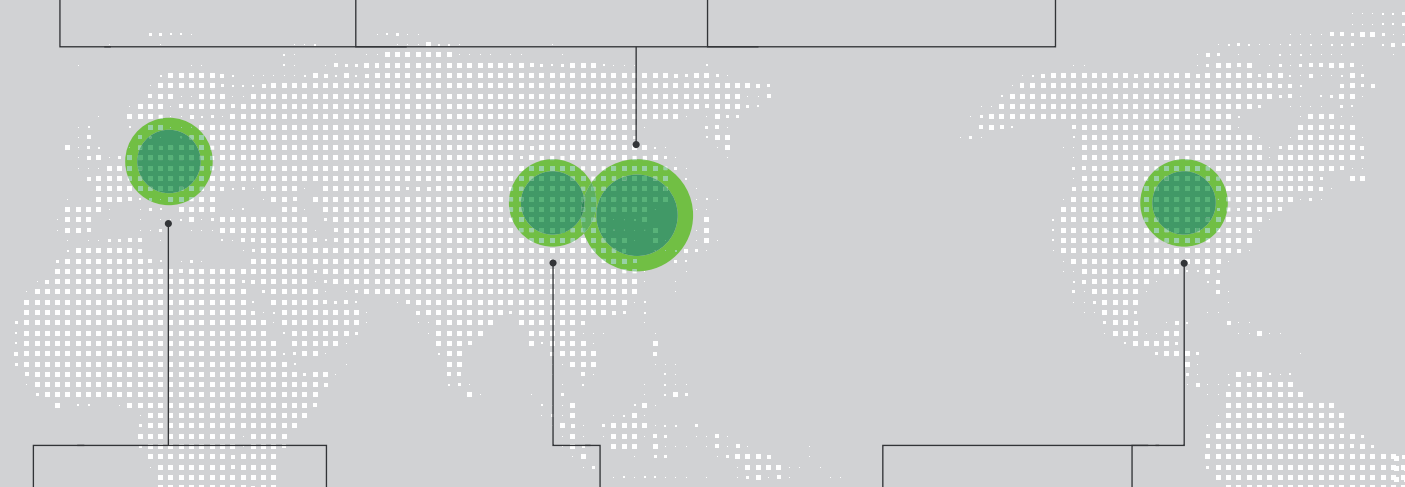
**Function**  
R&D, Manufacturing, Global Sourcing

**GUNSAN CAMPUS**



**Location**  
185 Dongjangan-ro, Gunsan-si,  
Jeollabuk-do, South Korea

**Function**  
R&D, Manufacturing



**EUROPE PDC**



**Location**  
Klampovenweg 50, 2850 Boom,  
Belgium


**DEU**



HD Construction Equipment  
Develon Europe

**Location**  
IBC-International Business  
Centre, Pob ežní 620/3, 186  
00 Prague, Czech Republic

**HDCNTE**




HD Construction Equipment  
(Tianjin) Engine

**Location**  
77#, GaoXin Road, Beichen  
District, TianJin City, China

**Function**  
R&D, Manufacturing,  
Customer Support

**NA PDC**



**Location**  
3650 Industrial Avenue,  
UnitC, Rolling Meadows,  
IL 60008 USA

\*PDC : Parts Distribution Center

**DNA**



HD Construction Equipment  
Develon North America

**Location**  
3650 Industrial Avenue, UnitC,  
Rolling Meadows, IL 60008 USA

**Function**  
Sales, Customer Support,  
Parts Distribution



HD Construction Equipment Co., Ltd  
11F, 477, Bundangsuseo-ro, Bundang-gu, Seongnam-si,  
Gyeonggi-do, Republic of Korea (13553)  
E : hd.enginesales@hd.com  
www.hd-hyundaiengine.com

Home



Dealer



LinkedIn

